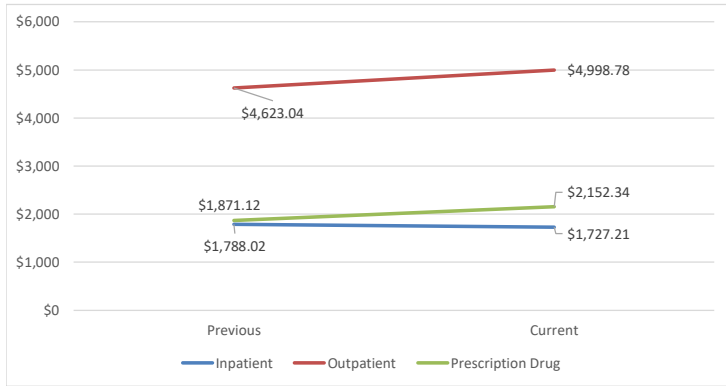


SEBC Monthly Dashboard - Active Employees¹
Previous Period: March 2022 - February 2023 (Paid)
Current Period: March 2023 - February 2024 (Paid)

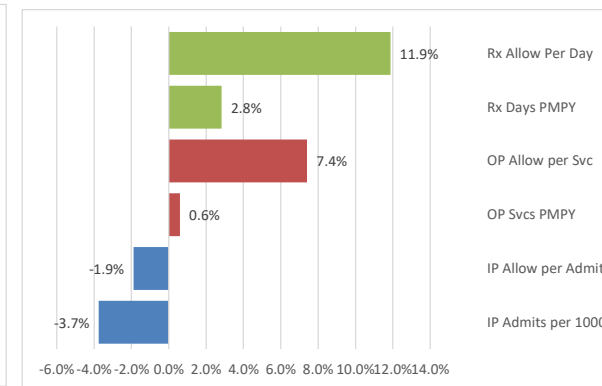
1. Overall Trend

	Previous	Current	Trend
Allowed Amount PMPY	\$8,419	\$9,025	7.2%
Out of Pocket PMPY	\$406	\$439	8.1%
Net Pay PMPY	\$7,870	\$8,337	5.9%

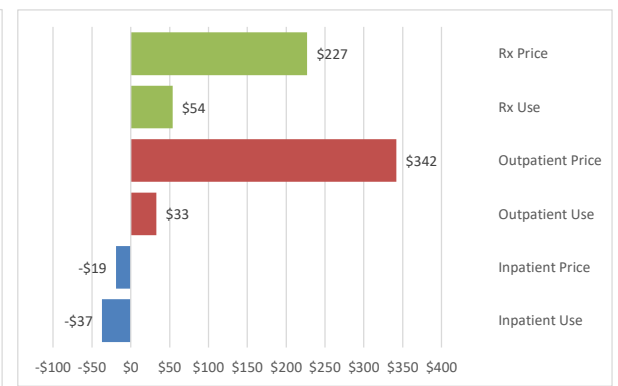
2. Allowed Amount PMPY



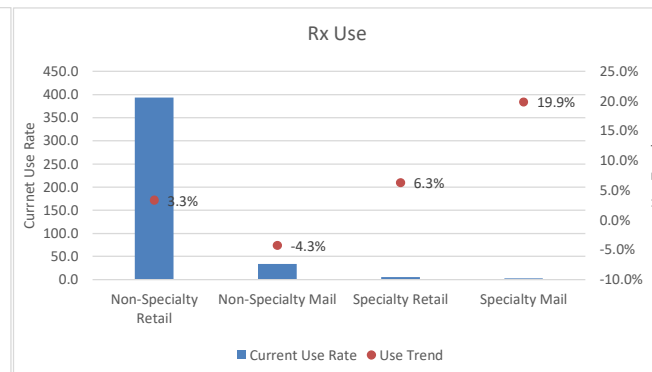
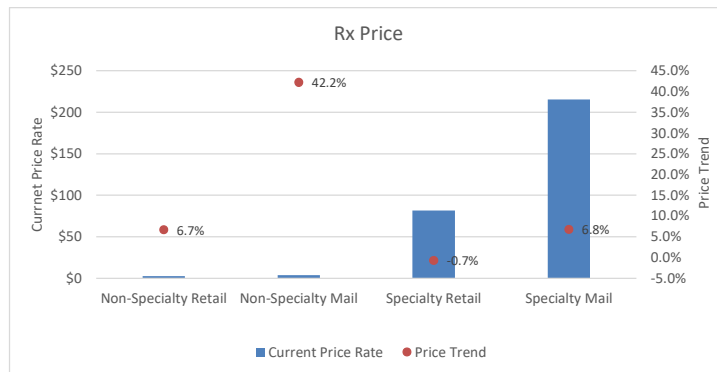
3. Price and Utilization Trends



4. Drivers of the Increase in Allowed Amount PMPY



4. Rx Price and Use Trends



¹Additional detail is available in the quarterly Executive Dashboards and monthly Key Trends Report.

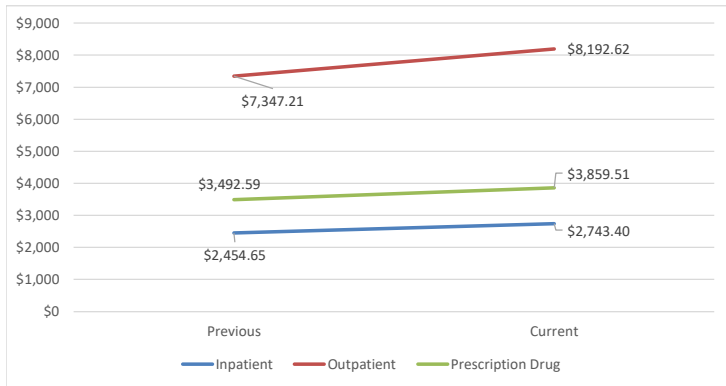


SEBC Monthly Dashboard - Early Retirees¹
Previous Period: March 2022 - February 2023 (Paid)
Current Period: March 2023 - February 2024 (Paid)

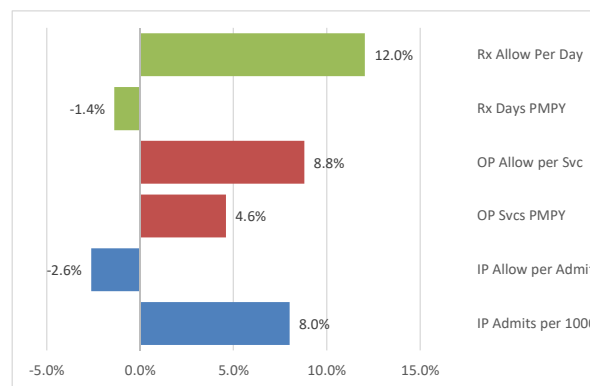
1. Overall Trend

	Previous	Current	Trend
Allowed Amount PMPY	\$13,485	\$15,031	11.5%
Out of Pocket PMPY	\$499	\$533	6.9%
Net Pay PMPY	\$12,465	\$13,724	10.1%

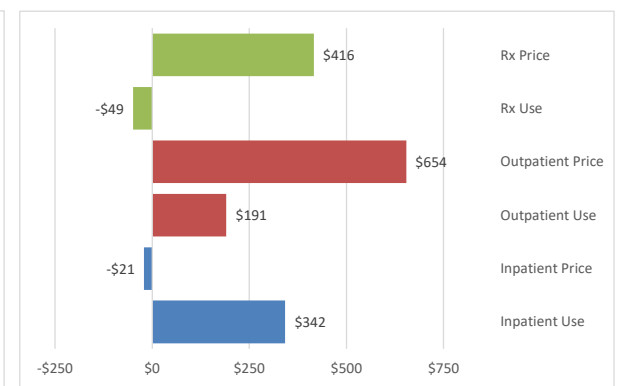
2. Allowed Amount PMPY



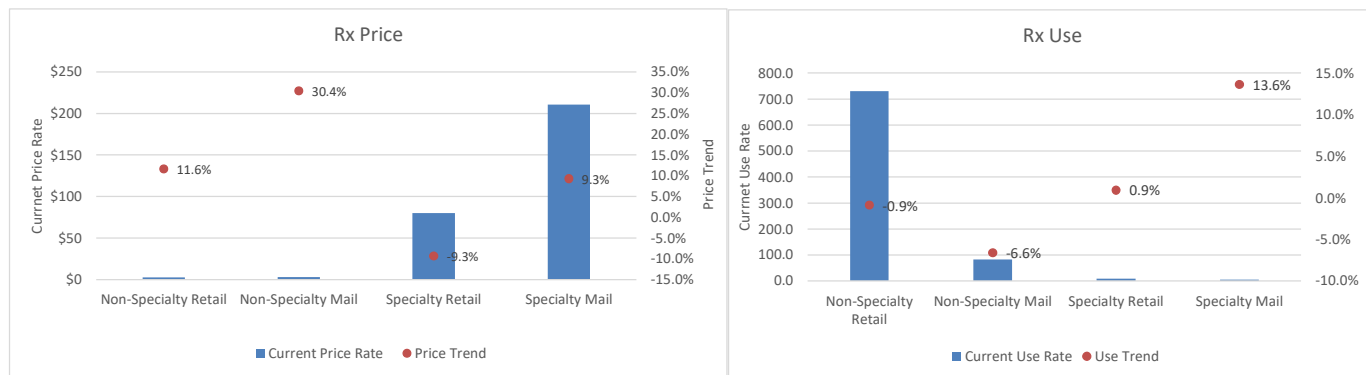
3. Price and Utilization Trends



4. Drivers of the Increase in Allowed Amount PMPY²



4. Rx Price and Use Trends



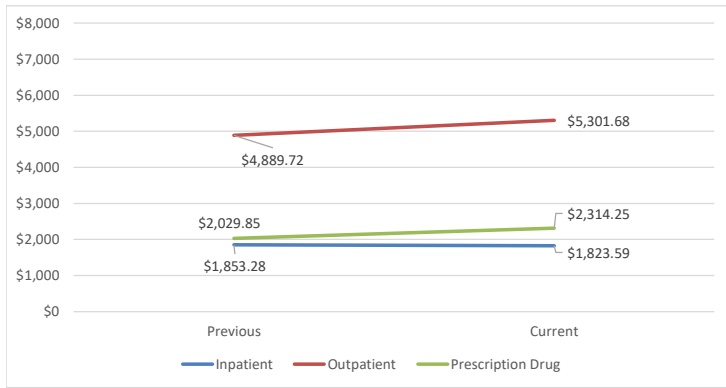
¹Additional detail is available in the quarterly Executive Dashboards and monthly Key Trends Report.

SEBC Monthly Dashboard - Active Employees & Early Retirees¹
Previous Period: March 2022 - February 2023 (Paid)
Current Period: March 2023 - February 2024 (Paid)

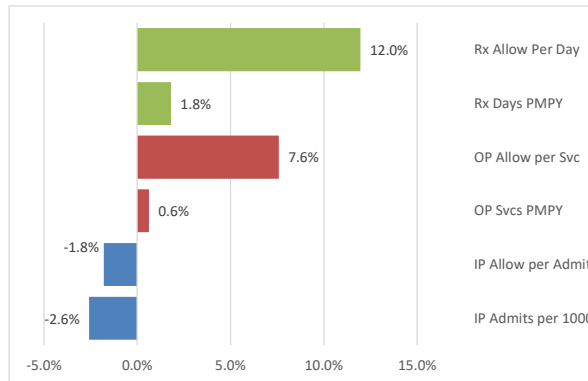
1. Overall Trend

	Previous	Current	Trend
Allowed Amount PMPY	\$8,915	\$9,594	7.6%
Out of Pocket PMPY	\$415	\$448	7.9%
Net Pay PMPY	\$8,320	\$8,848	6.4%

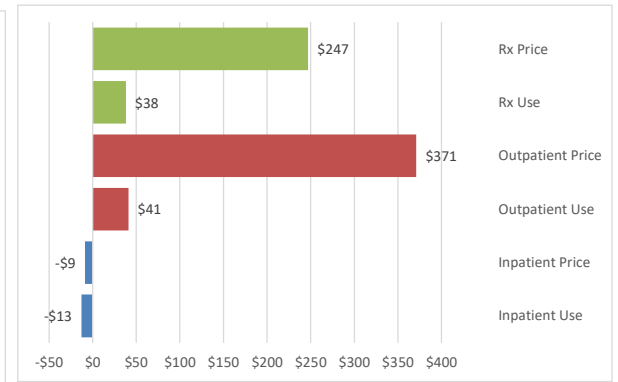
2. Allowed Amount PMPY



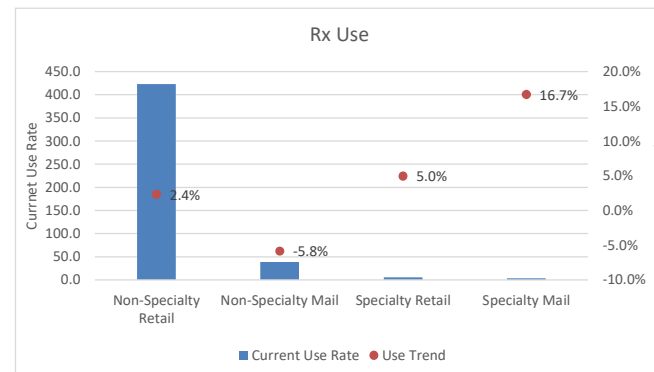
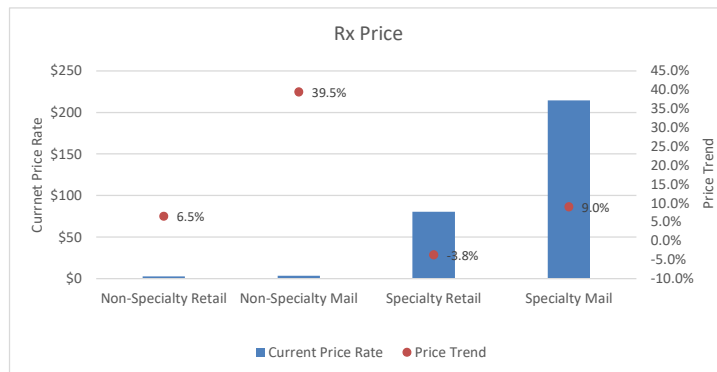
3. Price and Utilization Trends



4. Drivers of the Increase in Allowed Amount PMPY²



4. Rx Price and Use Trends



¹Additional detail is available in the quarterly Executive Dashboards and monthly Key Trends Report.



SEBC Monthly Dashboard - Active Employees & Early Retirees

Notes on Metrics

PMPY is per member per year.

Allow Amt PMPY is the average amount of submitted charges eligible for payment for all claims, per member per year. It is the amount eligible after applying pricing guidelines, but before deducting third party, copayment, coinsurance, or deductible amounts.

Out of Pocket PMPY is the sum of Out of Pocket PMPY Med and Out of Pocket PMPY Rx. It represents the amount paid out-of-pocket by the member, per member with appropriate coverage per year, for all services provided under medical coverage as well as any prescriptions filled. This generally includes coinsurance, copayment, and deductible amounts.

Net Pay PMPY is the average net amount paid for all claims, per member, with any coverage type per year. It represents the amount after all pricing guidelines have been applied, and all third party, copayment, coinsurance, and deductible amounts have been subtracted.

Rx Allow Per Day is based on the allowed amount per day supply of prescription drugs.

Rx Use is based on the number of days supply per member per year of prescription drugs.

Outpatient Price is based on the allowed amount per service for outpatient medical services.

Outpatient Use is based on the number of services per member per year.

Inpatient Price is based on the allowed amount per admit.

Inpatient Use is based on the rate of admits per 1000 members.