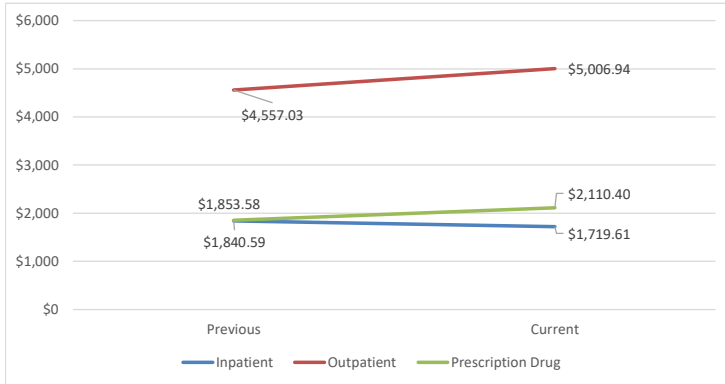


**SEBC Monthly Dashboard - Active Employees<sup>1</sup>**  
**Previous Period: February 2022 - January 2023 (Paid)**  
**Current Period: February 2023 - January 2024 (Paid)**

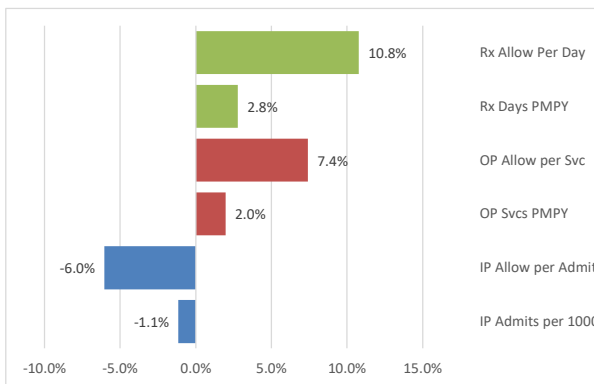
**1. Overall Trend**

	Previous	Current	Trend
Allowed Amount PMPY	\$8,386	\$8,984	7.1%
Out of Pocket PMPY	\$400	\$437	9.2%
Net Pay PMPY	\$7,847	\$8,305	5.8%

**2. Allowed Amount PMPY**



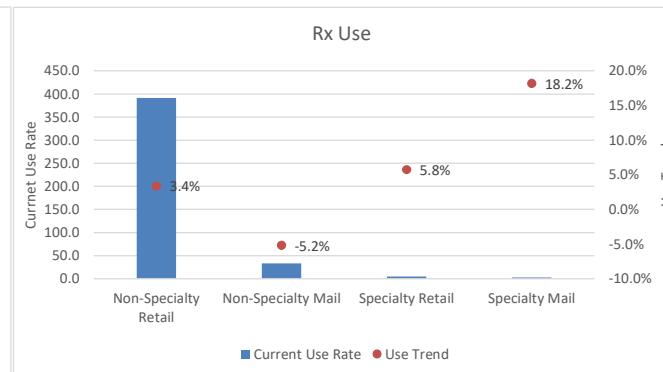
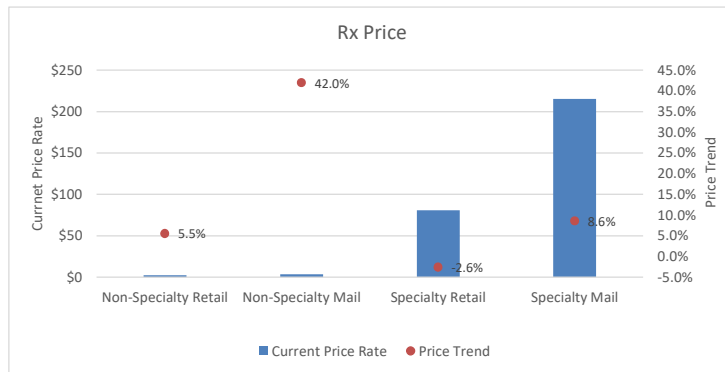
**3. Price and Utilization Trends**



**4. Drivers of the Increase in Allowed Amount PMPY**



**4. Rx Price and Use Trends**



<sup>1</sup>Additional detail is available in the quarterly Executive Dashboards and monthly Key Trends Report.

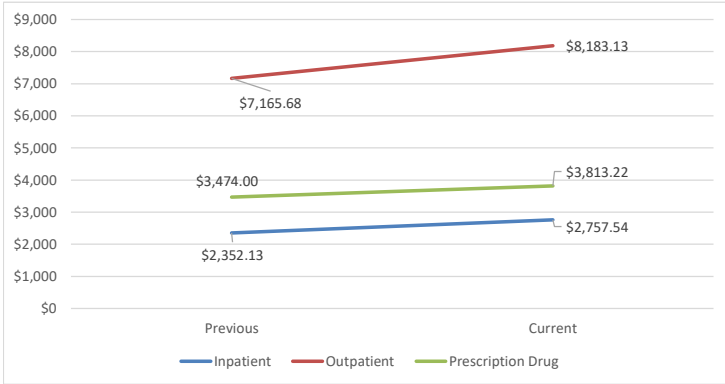


**SEBC Monthly Dashboard - Early Retirees<sup>1</sup>**  
**Previous Period: February 2022 - January 2023 (Paid)**  
**Current Period: February 2023 - January 2024 (Paid)**

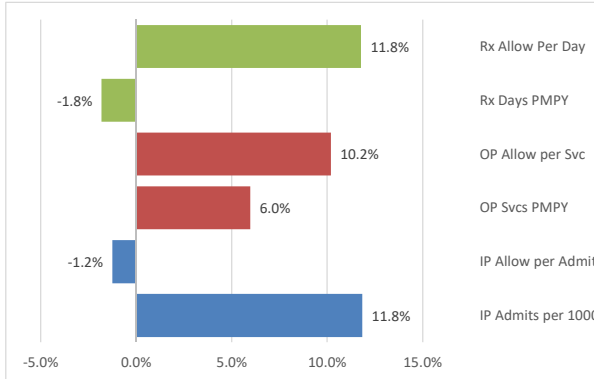
**1. Overall Trend**

	Previous	Current	Trend
Allowed Amount PMPY	\$13,184	\$14,994	13.7%
Out of Pocket PMPY	\$496	\$529	6.6%
Net Pay PMPY	\$12,172	\$13,710	12.6%

**2. Allowed Amount PMPY**



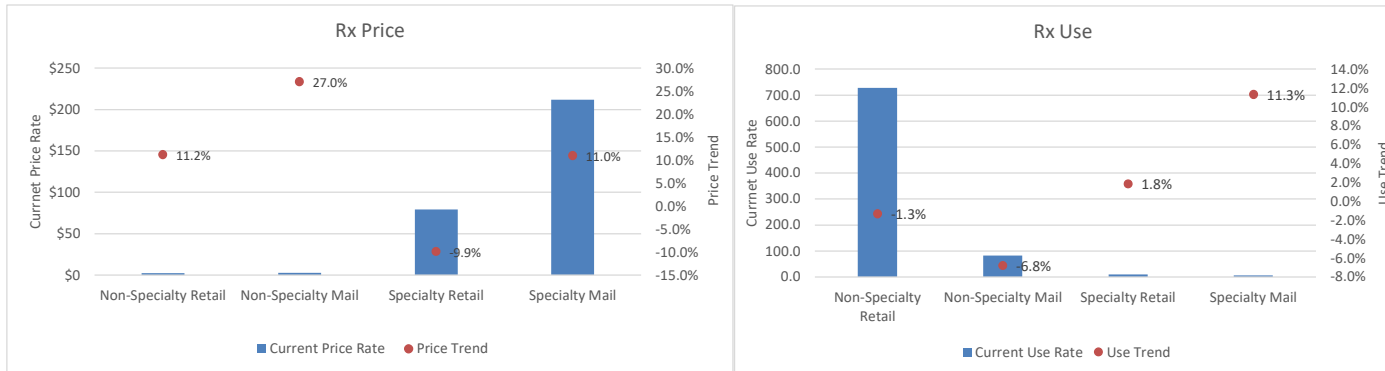
**3. Price and Utilization Trends**



**4. Drivers of the Increase in Allowed Amount PMPY<sup>2</sup>**



**4. Rx Price and Use Trends**



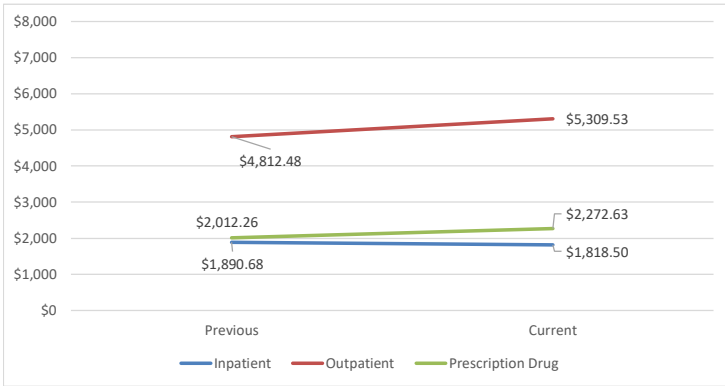
<sup>1</sup>Additional detail is available in the quarterly Executive Dashboards and monthly Key Trends Report.

**SEBC Monthly Dashboard - Active Employees & Early Retirees<sup>1</sup>**  
**Previous Period: February 2022 - January 2023 (Paid)**  
**Current Period: February 2023 - January 2024 (Paid)**

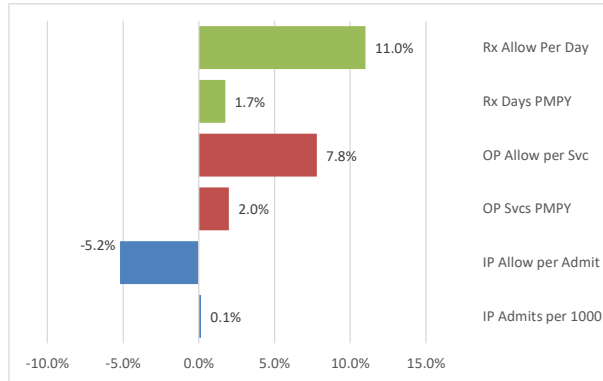
**1. Overall Trend**

	Previous	Current	Trend
Allowed Amount PMPY	\$8,856	\$9,556	7.9%
Out of Pocket PMPY	\$410	\$446	8.8%
Net Pay PMPY	\$8,271	\$8,820	6.6%

**2. Allowed Amount PMPY**



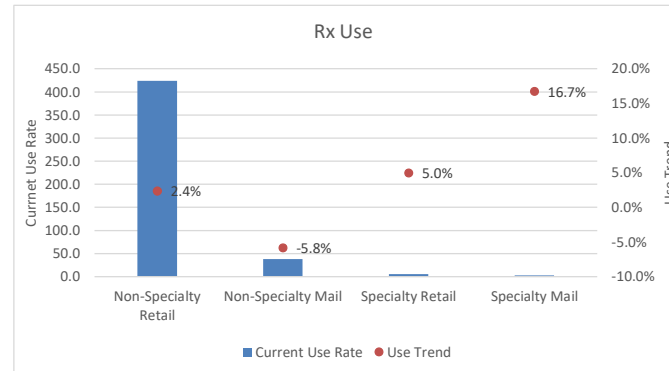
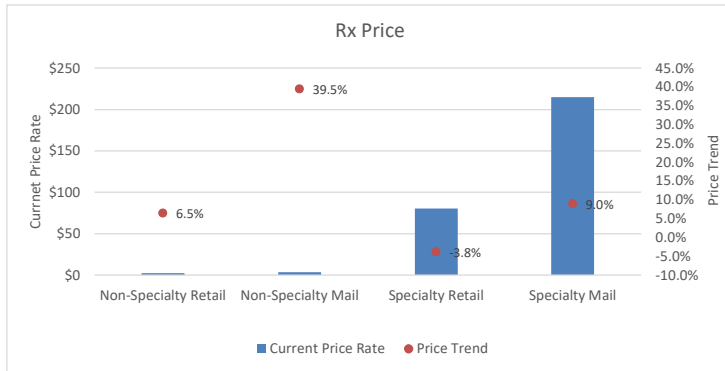
**3. Price and Utilization Trends**



**4. Drivers of the Increase in Allowed Amount PMPY<sup>2</sup>**



**4. Rx Price and Use Trends**



<sup>1</sup>Additional detail is available in the quarterly Executive Dashboards and monthly Key Trends Report.

## SEBC Monthly Dashboard - Active Employees & Early Retirees

### Notes on Metrics

**PMPY** is per member per year.

**Allow Amt PMPY** is the average amount of submitted charges eligible for payment for all claims, per member per year. It is the amount eligible after applying pricing guidelines, but before deducting third party, copayment, coinsurance, or deductible amounts.

**Out of Pocket PMPY** is the sum of Out of Pocket PMPY Med and Out of Pocket PMPY Rx. It represents the amount paid out-of-pocket by the member, per member with appropriate coverage per year, for all services provided under medical coverage as well as any prescriptions filled. This generally includes coinsurance, copayment, and deductible amounts.

**Net Pay PMPY** is the average net amount paid for all claims, per member, with any coverage type per year. It represents the amount after all pricing guidelines have been applied, and all third party, copayment, coinsurance, and deductible amounts have been subtracted.

**Rx Allow Per Day** is based on the allowed amount per day supply of prescription drugs.

**Rx Use** is based on the number of days supply per member per year of prescription drugs.

**Outpatient Price** is based on the allowed amount per service for outpatient medical services.

**Outpatient Use** is based on the number of services per member per year.

**Inpatient Price** is based on the allowed amount per admit.

**Inpatient Use** is based on the rate of admits per 1000 members.